

# Mandatory National Service Poll

A poll was conducted through Question Pro to assess the country's feelings on a mandatory national service, this featured:

- 1,000 participants from the US
- About half of the participants were ages 18-24 and the remaining half were ages 38-64
- About 67% were female and 33% were male
- The poll was fielded August 1st-2nd of 2023



## The Question:

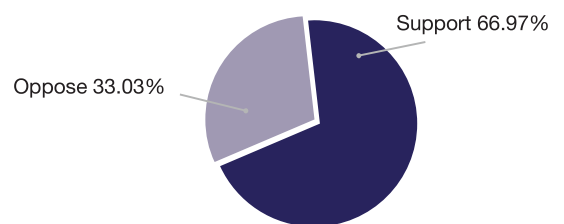
Would you support or oppose the following proposal?

All citizens and permanent residents (Green Card holders) will be required to participate in an 18-month National Service program. Service can be started any time between an individual's 18th [and] 22nd birthday.

Service shall include healthcare assistance, infrastructure/environmental repair, early childhood education programs, eldercare assistance, or military service. Participation in the military option shall be voluntary. National service participants shall receive free communal room, board, and a subsistence allowance. Participants shall receive \$10,000 upon successful completion of their service. People who fail to successfully complete their National Service obligation shall not be eligible for any Federal student loan or mortgage guarantee program.

## The Results:

- Of the 1,000 respondents, about 70% supported the idea of a mandatory national service



Support or Oppose a Mandatory National Service?

- About 75% of respondents ages 18-24 supported the idea of a mandatory national service
- About 64% of respondents ages 38-44 supported this idea

		[Q9] What is your age group?						
		Under 18	18-24	25-37	38-44	45-64	Above 65	Row Total
[Q1] Support or Oppose a Mandatory National Service?	Support	0 0.00%	383 74.95%	47 83.93%	106 64.24%	194 56.56%	0 0.00%	730
	Oppose	0 0.00%	128 25.05%	9 16.07%	59 35.76%	149 43.44%	0 0.00%	345
	Column Total	0 0.00%	511 47.53%	56 5.21%	165 15.35%	343 31.91%	0 0.00%	1075

- About 56% of participants ages 45-64 were also in support

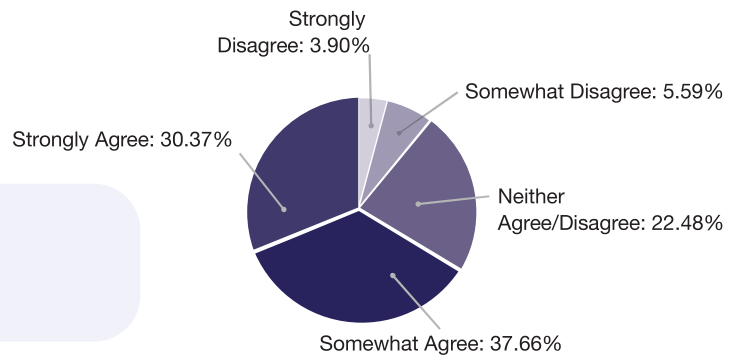
“Everyone has an obligation to contribute to the common good”

Statement	Strongly Disagree	Somewhat Disagree	Neither Agree /Disagree	Somewhat Agree	Strongly Agree	Overall
	39 3.9%	56 5.59%	225 22.48%	337 37.66%	304 30.37%	1001 100%



Question	Count	Score	Strongly Disagree	Somewhat Disagree	Neither Agree /Disagree	Somewhat Agree	Strongly Agree
	1001	3.85					
Average		3.85					

- About 68% of total participants agreed that everyone has an obligation to contribute to the common good



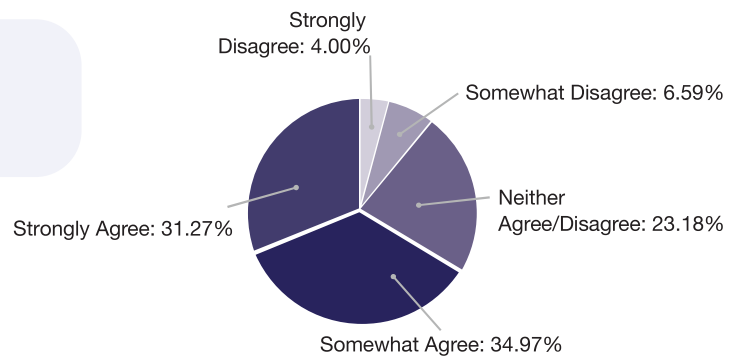
*"The country is too divided and we need a common experience"*

Statement	Strongly Disagree	Somewhat Disagree	Neither Agree /Disagree	Somewhat Agree	Strongly Agree	Overall
	40 4%	66 6.59%	232 23.18%	350 34.97%	313 31.27%	1001 100%



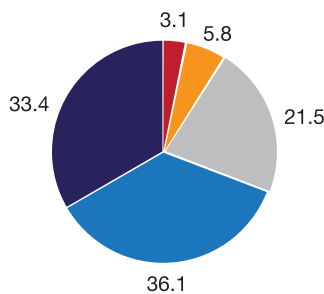
Question	Count	Score	Strongly Disagree	Somewhat Disagree	Neither Agree /Disagree	Somewhat Agree	Strongly Agree
	1001	3.83					
Average		3.83					

- About 65% of all people polled agreed that the country is too divided and in need of a common experience



**Supports National Service**

*"The country is too divided and we need a common experience"*



- About 70% of those in support of a mandatory national service agreed that the country is too divided and in need of a common experience

Strongly Disagree Disagree Neutral Agree Strongly Agree

- About 65% of Women and 72% of Men supported the idea of a mandatory national service

		[Q8] What is your gender?			
		Female	Male	Other (Specify)	Row Total
[Q1] Support or Oppose a Mandatory National Service?	Support	440 64.61%	237 71.60%	6 85.71%	683
	Oppose	241 35.39%	94 28.40%	1 14.29%	336
	Column Total	681 63.83%	331 32.48%	7 0.69%	1019